

▼ From left to right: XLP-506XA12G, XLP-256XA11G



XLP-Series Presses

- Multi-functional presses in kit form (50 and 75 ton presses)
- Easy grip forklift access on 50 and 75 ton presses
- Height adjustment of upper or lower bed with winch (50 & 75 ton)
- Width adjustment allows cylinder to move from side-to-side
- Pump options include XA-Series air-operated foot pump
 - pressure gauge integrated in pump for optimal control
 - suitable for delicate pressing jobs from variable oil flow.

VLP-Series presses

- Unique “Hydrajust” bed positioning device on 100 and 200 ton VLP-presses allows adjustment of the lower bed.

No Workshop can do without one



XA-Series Foot Pump

The XLP-press with XA-Series air powered foot pump: no need to fully lift up foot – rest bodyweight on heel, resulting in a handsfree and stable working position – safe and controlled press operation (see page 100 for XA-Series Pumps).



Press Kits *

The 50 and 75 ton presses come standard as unassembled kits, and include complete press frame, winch, cylinder, pump with gauge, couplers and hose.



Easy grip forklift access



Cut-away in lower frame for pallet truck access allows easy transportation of 50 and 75 ton XLP-series presses.



Side-to-side cylinder movement

Cylinder can be positioned horizontally side-to-side on all XLP-Series presses.

▼ SELECTION CHART

Press Capacity ton (kN)	Maximum Daylight (mm)		Press Model Number	Power Source					Cylinder						
	Vertical	Horizontal		Pump Type		Valve Type		Pump Model Nr.	Page:			Stroke (mm)	Cylinder Model Nr.	Page:	
				Man.	Elec.	Man.	Elec.								
10 (101)	430	435	VLP-106P142	●			●		P-142	64	●		156	RC-106	6
	430	435	VLP-106PAT1			●	●		PATG-1102N	98	●		156	RC-106	6
25 (232)	1228	510	XLP-256P392	●			●		P-392	64	●		158	RC-256	6
	1228	510	XLP-256XA11G			●	●		XA-11G	100	●		158	RC-256	6
50 (498)	980	990	XLP-506P802 *	●			●		P-802	66	●		159	RC-506	6
	980	990	XLP-506XA12G *			●	●		XA-12G	100	●		159	RC-506	6
	980	990	XLP-506ZES *		●			●	ZE4410SE-E050	90		●	156	RR-506	32
	980	990	XLP-5013ZES *		●			●	ZE4410SE-E050	90		●	334	RR-5013	32
75 (718)	970	990	XLP-756XA12G *			●	●		XA-12G	100	●		156	RC-756	32
100 (933)	989	990	VLP-1006ZES		●			●	ZE5420SW-E050	90		●	168	RR-1006	32
	989	990	VLP-10013ZES		●			●	ZE5420SW-E050	90		●	333	RR-10013	32
200 (1995)	1340	1220	VLP-20013ZES		●			●	ZE6420SW	90		●	330	RR-20013	32

* 50 and 75 ton XLP-Series presses can be ordered as factory assembled press frame. Add suffix “M” to press model number. Example: XLP-506XA12G-M.



= Single-Acting



= Double-Acting

Bench and Workshop Presses

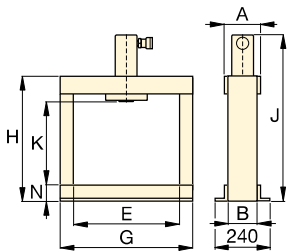


Optional V-Blocks

To facilitate positioning of pipes and bars, or placed upside-down, to serve as a convenient worktable. Featuring precise fit into the press bolster. Each model number includes two V-blocks.

press bolster. Each model number includes two V-blocks.

To be used with press (ton)	V-Blocks Model Number
10	VB-10
25	VB-25
50	VB-501
75, 100	VB-101
200	A-200



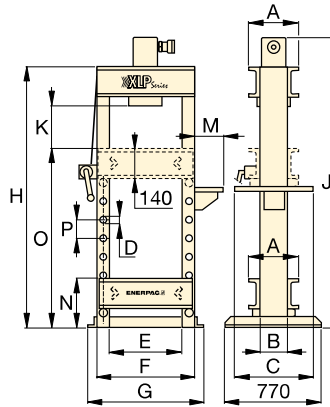
VLP 10 ton

"Hydrajust" Bed Positioning

Allows vertical adjustment of the lower bed on 100 and 200 ton VLP presses.

IMPORTANT: The "Hydrajust" bed positioning is not designed to withstand full cylinder capacity, only to be used for bed adjustment.

Page: 140



XLP 25 ton

XLP, VLP Series



Capacity:

10 - 200 ton

Maximum Daylight x Width:

1340 x 1220 mm

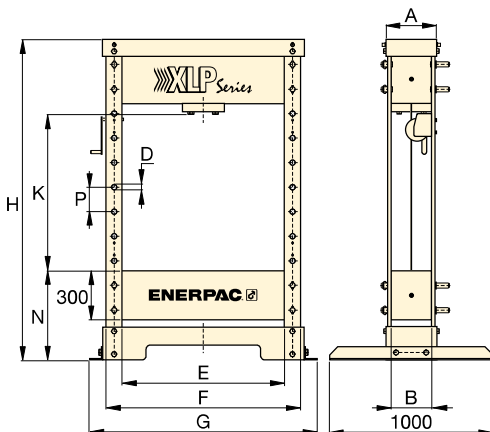
Maximum Operating Pressure:

700 bar

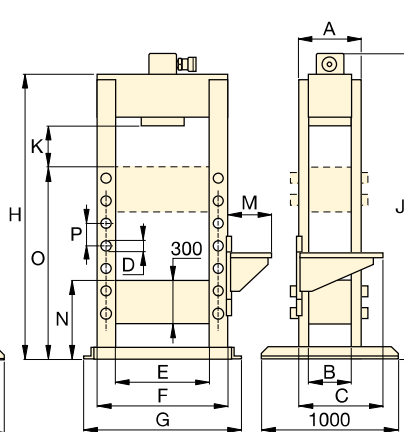


IMPORTANT!

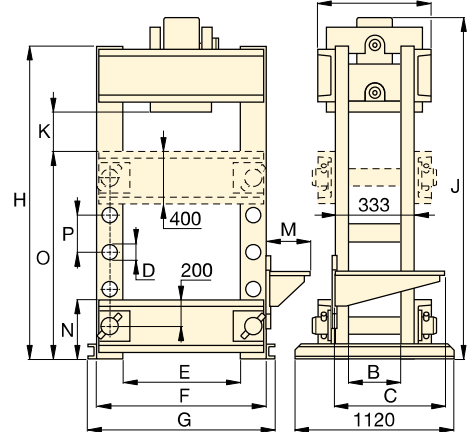
The pressframe of the workshop presses are exclusively designed for pressing operations, not for pulling. For pulling applications please contact Enerpac.



XLP 50 and 75 ton



VLP 100 ton



VLP 200 ton

Speed (mm/s) **		Dimensions (mm)															Press Model Number
Rapid Advance	Pressing	A	B	C	D	E	F	G	H	J	K	M	N	O	P	(kg)	
{2,5} **	{0,6} **	110	80	-	-	435	-	542	620	748	430	-	80	-	-	49	VLP-106P142
10,0	1,8	110	80	-	-	435	-	542	620	748	430	-	80	-	-	54	VLP-106PAT1
{3,4} **	{0,7} **	260	140	510	32	510	630	700	1622	1740	370-1228	140	212	1070	122	165	XLP-256P392
10,0	1,3	260	140	610	32	510	630	700	1622	1740	370-1228	323	212	1070	122	170	XLP-256XA11G
{5,5} **	{0,3} **	310	240	-	32	990	1190	1390	1995	-	210-980	-	540	-	150	595	XLP-506P802 *
4,7	0,6	310	240	-	32	990	1190	1390	1995	-	210-980	-	540	-	150	600	XLP-506XA12G *
10,0	2,0	310	240	-	32	990	1190	1390	1995	-	210-980	-	540	-	150	660	XLP-506ZES *
10,0	2,0	310	240	-	32	990	1190	1390	1995	-	210-980	-	540	-	150	700	XLP-5013ZES *
3,2	0,4	420	330	-	40	990	1240	1430	1995	-	210-970	-	540	-	150	900	XLP-756XA12G *
10,0	2,1	400	340	560	40	990	1240	1400	1879	1885	239	425	540	1290	150	970	VLP-1006ZES
10,0	2,1	400	340	560	40	990	1240	1400	1879	2050	239	425	540	1290	150	993	VLP-10013ZES
6,6	1,6	553	233	560	76	1220	1620	1740	2285	2370	377	425	453	1415	254	1992	VLP-20013ZES

** {...} = advance speed in mm per handpump stroke.